

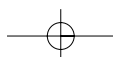

*Questa nuovissima forma inedita ...
Il destino era già scritto da tempo, dai primi prototipi era già
chiaro a tutti che sarebbe diventata la nuova linea del futuro!*

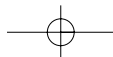
*This brand-new, fresh shape ...
The destiny was already written time ago, since the early
prototypes was clear to everybody that it would have become
the new line of the future !*

33514

miscelatore monocomando
per lavabo.

*single lever washbasin
mixer.*





*Giusto una sistemata al trucco
ed ecco quindi la nuova serie AG ...
Dotata di carattere, lo s'intuisce anche
dalle generose forme.*

*Just a quick going-over to the make-up
and here is the new "AG" range ...
Blessed with character, it is guessable also
by the generous figure.*

33511

miscelatore progressivo per lavabo.

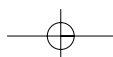
progressive washbasin mixer.

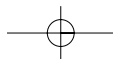
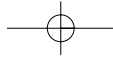


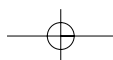
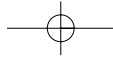
33500

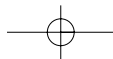
miscelatore monocomando per lavabo.

single lever washbasin mixer.









33515

miscelatore monocomando alto per lavabo.

high single lever washbasin mixer.

*Una sola immagine,
da una prospettiva strana
per dare uno sguardo malandrino
... e l'esca è pronta.*

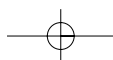
*Only one picture,
from a funny perspective
to cast a roguish glance,
... and the bait is ready.*



33302

batteria per lavabo a tre fori.

three-holes washbasin mixer.



Basta un colpo d'occhio per capire che l'evoluzione è importante, ma la linea mostra che una volta tanto "i designer hanno ragione".

A quick glance is enough to realize that the development is important, but the line shows that, once in a while, "the designers are right".

33958

miscelatore monocomando da incasso per lavabo.

single lever built-in washbasin mixer.



33535

batteria lavabo tre fori a parete.

three-holes wall-up washbasin mixer.

GUGLIELMI



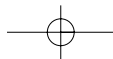


33534

miscelatore
termostatico per
vasca esterno.

*thermostatic
bath mixer.*





pag 15

*Sotto una doccia
briosa e naturale ...
abbandonarsi
e sognare.*

*Under a lively
and natural shower
... to indulge
and dream.*

AC10603

soffione doccia a
soffitto anticalcare.

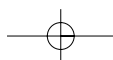
*ceiling mounted,
lime resistant
shower head.*

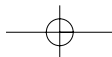
33950

miscelatore
monocomando
da incasso
per doccia.

*single lever built-in
shower mixer.*

GUGLIELMI





38534



Miscelatore termostatico per vasca esterno con deviatore aut. supporto fisso, doccia, flex.150 cm.
Single lever bath mixer with automatic diverter fixed bracket, handshower, flex. cm. 150.

38533



Miscelatore termostatico per vasca esterno, dev. autom., limitatore portata risparmio 50%.
thermostatic bath mixer with aut. diverter and 50% water saving button.

38532



Miscelatore termostatico per doccia esterno con limitatore di portata risparmio 50%.
thermostatic wall-up shower mixer with 50% water saving button.

33500



Miscelatore monocomando per lavabo con scarico 1"1/4 a pressione.
Single lever washbasin mixer with 1"1/4 push plug waste.

33511



Miscelatore progressivo per lavabo con scarico 1"1/4 a pressione.
Washbasin progressive mixer, with 1"1/4 push plug waste.

33513



Miscelatore monocomando per lavabo con piastra e scarico 1"1/4 a pressione.
Single lever washbasin mixer with plate and 1"1/4 push plug waste.



33302



Batteria lavabo a tre fori con scarico 1"1/4 a pressione.
Three holes washbasin mixer with 1"1/4 push plug waste.

33958



Miscelatore monocomando per lavabo da incasso senza scarico, completo.
Single lever built-in washbasin mixer, without waste, complete.

33535



Batteria per lavabo tre fori a parete.
Three-holes wall-up washbasin mixer.

38529



Miscelatore termostatico per doccia esterno.
Thermostatic wall-up shower mixer.

AC04653

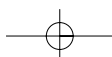


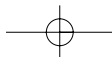
Bocca a parete, attacco 1/2".
Wall spout, 1/2" connection.

AC04628



Bocca a parete, attacco 1/2".
Wall spout, 1/2" connection.






33514

Miscelatore monocomando per lavabo con scarico 1"1/4 a pressione.

Single lever washbasin mixer with 1"1/4 push plug waste.



33515

Miscelatore monocomando alto per lavabo con scarico 1" 1/4 a pressione.

High single lever washbasin mixer with 1"1/4 push plug waste.



AC04634

Bocca per lavabo, attacco 1/2" per corpo incasso art. AC00251.

Washbasin spout, 1/2" connection, for concealed part art. AC00251.



33556

Miscelatore progressivo per bidet con scarico 1"1/4 a pressione.

Progressive bidet mixer with 1"1/4 push plug waste.



33550

Miscelatore monocomando per bidet con scarico 1"1/4 a pressione.

Single lever bidet mixer with 1"1/4 push plug waste.



AC04635

Bocca per bidet, attacco 1/2" per corpo incasso art. AC00251.

Bidet spout, 1/2" connection, for concealed part art. AC00251.

CARATTERISTICHE TECNICHE TECHNICAL FEATURES



33950

Miscelatore monocomando da incasso per doccia da 1/2", completo.

Single lever built-in shower mixer with 1/2" connection, complete.



33970

Miscelatore monocomando da incasso per vasca/doccia con deviatore automatico, completo.

Single lever built-in bath/shower mixer with automatic diverter, complete.



AC10603

Soffione doccia a soffitto anticalcare con attacco 1/2".

Ceiling mounted, lime resistant shower head with 1/2" connection.

