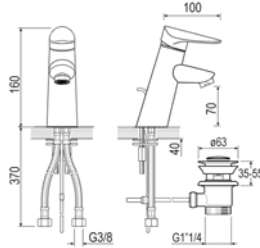


GUGLIELMI®



Podio®



Miscelatore monocomando per lavabo, areatore M24x1, comando scarico 1"¼, flex di alimentazione 3/8".

Single lever washbasin mixer, areator M24x1, 1"¼ pop-up waste, connection flexible hose 3/8".

Mitigeur lavabo, aérateur M24x1, vidage 1"¼, flex d'alimentation 3/8".

Waschtisch-Einhebelmischer, Perlator M24x1, Ablaufgarnitur 1"¼, flexibler Anschluss Schlauch 3/8".

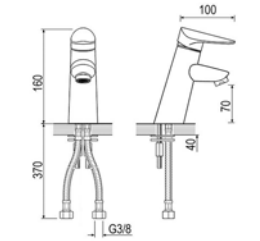
Mezclador monomando para lavabo, aireador M24x1, desagüe 1"¼, flex. de alimentación 3/8".

FIRB02502



FBPD67500 05 112,00

CLICK + 4,00



Miscelatore monocomando per lavabo, areatore M24x1, senza scarico, flex di alimentazione 3/8".

Single lever washbasin mixer, areator M24x1, without waste, connection flexible hose 3/8".

Mitigeur lavabo, aérateur M24x1, sans vidage, flex d'alimentation 3/8".

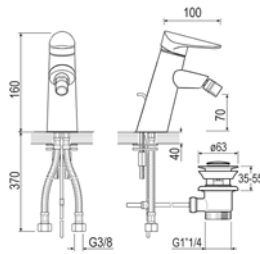
Waschtisch-Einhebelmischer, Perlator M24x1, ohne Ablaufgarnitur, flexibler Anschluss Schlauch 3/8".

Mezclador monomando para lavabo, aireador M24x1, sin desagüe, flex. de alimentación 3/8".

FIRB02502



FBPD67495 05 101,00



Miscelatore monocomando per bidet, getto orientabile, areatore M22x1, comando scarico 1"¼, flex di alimentazione 3/8".

Single lever bidet mixer, adjustable jet, areator M22x1, 1"¼ pop-up waste, connection flexible hose 3/8".

Mitigeur bidet, jet orientable, aérateur M22x1, vidage 1"¼, flex d'alimentation 3/8".

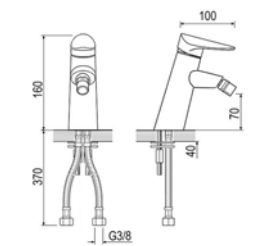
Bidet-Einhebelmischer, verstellbarer Strahl, Perlator M22x1, Ablaufgarnitur 1"¼, flexibler Anschluss Schlauch 3/8".

Mezclador monomando para bidé, flujo orientable, aireador M22x1, desagüe 1"¼, flex. de alimentación 3/8".

FIRB02502



FCPD67550 05 112,00



Miscelatore monocomando per bidet, getto orientabile, areatore M22x1, senza scarico, flex di alimentazione 3/8".

Single lever bidet mixer, adjustable jet, areator M22x1, without waste, connection flexible hose 3/8".

Mitigeur bidet, jet orientable, aérateur M22x1, sans vidage, flex d'alimentation 3/8".

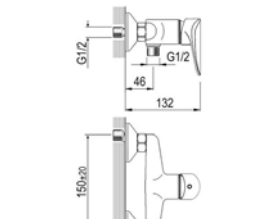
Bidet-Einhebelmischer, verstellbarer Strahl, Perlator M22x1, ohne Ablaufgarnitur, flexibler Anschluss Schlauch 3/8".

Mezclador monomando para bidé, flujo orientable, aireador M22x1, sin desagüe, flex. de alimentación 3/8".

FIRB02502



FCPD67545 05 101,00



Miscelatore monocomando per doccia esterno, attacco doccia ½".

Single lever wall mounted shower mixer, ½" shower outlet.

Mitigeur douche extérieur, raccord douche ½".

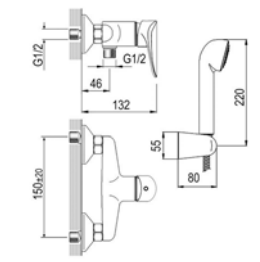
Brausen-Einhebelmischer Aufputz, Schlauchanschluss ½".

Mezclador monomando exterior para ducha, racor ½".

FIRB02502



FFPD67800 05 95,00



Miscelatore monocomando per doccia esterno, doccia anticalcare monogetto, supporto orientabile, flessibile 150 cm.

Single lever wall mounted shower mixer, lime resistant single-jet handshower, adjustable bracket, 150 cm flexible shower hose.

Mitigeur douche extérieur, douchette anticalcaire monojet, support orientable, flexible cm 150.

Brausen-Einhebelmischer Aufputz, Anti-Kalk 1-Strahl Handbrause, verstellbarer Brausehalter, Flexschlauch 150 cm.

Mezclador monomando exterior para ducha, ducha anticalcárea monochorro, soporte orientable, flex. cm 150.

FIRB02502

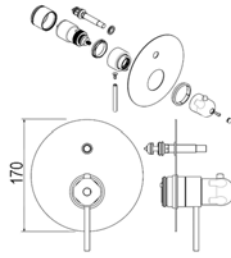


FFPD67830 05 117,00





FIRB02579



Parte esterna per termostatico da incasso per vasca doccia, completa di miscelatore e deviatore automatico, da abbinare solo con JOLLY BOX.

External part for thermostatic shower mixer, complete of mixer and automatic diverter, to be used with JOLLY BOX only.

Partie extérieure pour mitigeur thermostatique bain/douche à encastrer, compatible seulement avec JOLLY BOX.

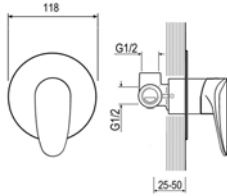
Fertigset für Wannen/Brausen-Thermostatmischer Unterputz, komplett mit Mischer und automatischem Umsteller, in Kombination nur mit JOLLY BOX.

Parte exterior para mezclador termostático empotrado para baño/ducha, completa de mezclador y desviador automático, para combinar sólo con JOLLY BOX.

FIIN00684 05 201,00



FIRB02502



Miscelatore monocomando per doccia incasso, attacco 1/2", completo di parte incasso.

Single lever built-in shower mixer, 1/2" connection, complete of concealed part.

Mitigeur douche à encastrer, raccord 1/2", complet de partie encastrée.

Brausen-Einhebelmischer Unterputz, Anschluss 1/2", komplett mit Grundkörper.

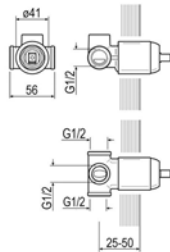
Mezclador monomando empotrado para ducha, racor 1/2", completo de parte empotrada.

FDPD67950 05 68,00

20 C



FIRB02502



Corpo incasso miscelatore monocomando per doccia ad una uscita, attacco 1/2".

Concealed part for single lever built-in shower mixer 1-way, 1/2" connection.

Corps à encastrer pour mitigeur douche, une sortie, raccord 1/2".

Grundkörper für Brausen-Einhebelmischer Unterputz 1-Weg, Anschluss 1/2".

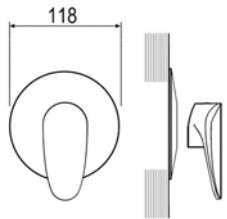
Cuerpo empotrado para mezclador monomando para ducha, una salida, racor 1/2".

FIIN00521 05 46,00

20 N



FIRB02502



Parte esterna per miscelatore monocomando da incasso per doccia.

External part for single lever shower mixer.

Partie extérieure pour mitigeur douche à encastrer.

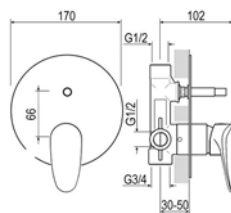
Fertigset für Brausen-Einhebelmischer Unterputz.

Parte exterior para mezclador monomando a empotrar para ducha.

FIIN01553 05 22,00



FIRB02502



Miscelatore monocomando per vasca doccia incasso, deviatore automatico, completo di parte incasso.

Single lever built-in bath shower mixer, automatic diverter, complete of concealed part.

Mitigeur bain/douche à encastrer, inverseur automatique, complet de partie encastrée.

Wannen/Brausen-Einhebelmischer Unterputz, automatischer Umsteller, komplett mit Grundkörper.

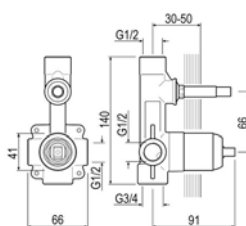
Mezclador monomando empotrado para baño/ducha, desviador automático, completo de parte empotrada.

FDPD67970 05 135,00

20 A



FIRB02502



Corpo incasso miscelatore monocomando per vasca/doccia, attacco 1/2"x3/4", con deviatore automatico.

Concealed part for single lever built-in bath shower mixer, 1/2"x3/4" connection, automatic diverter.

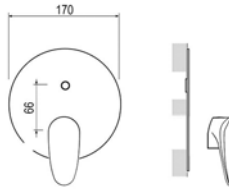
Corps à encastrer pour mitigeur bain/douche, raccord 1/2"x3/4", inverseur automatique.

Grundkörper für Wannen/Brausen-Einhebelmischer Unterputz, Anschluss 1/2"x3/4", automatischer Umsteller.

Cuerpo empotrado para mezclador monomando para baño/ducha, racor 1/2"x3/4", desviador automático.

FIIN01206 05 90,00

12 C



Parte esterna per miscelatore monocomando da incasso per vasca/doccia.

External part for single lever bath shower mixer.

Partie extérieure pour mitigeur bain/douche à encastrer.

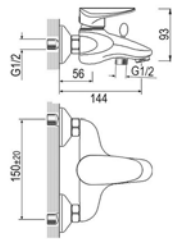
Fertigset für Wannen/Brausen-Einhebelmischer Unterputz.

Parte exterior para mezclador monomando a empotrar para baño/ducha.

FIIN01554 05 45,00



FIRB02501



Miscelatore monocomando per vasca esterno, deviatore automatico, areatore M24x1, attacco doccia 1/2".

Single lever bath mixer, automatic diverter, areator M24x1, 1/2" shower outlet.

Mitigeur bain extérieur, inverseur automatique, aérateur M24x1, raccord 1/2".

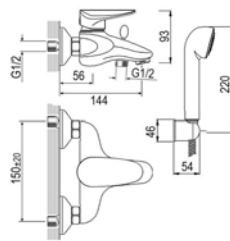
Wannen-Einhebelmischer Aufputz, automatischer Umsteller, Perlator M24x1, Schlauchanschluss 1/2".

Mezclador monomando exterior para baño/ducha, desviador automático, aireador M24x1, racor 1/2".

FAPD67599 05 131,00



FIRB02501



Miscelatore monocomando per vasca esterno, deviatore automatico, areatore M24x1, doccia anticalcare monogetto, supporto fisso, flessibile 150 cm.

Single lever bath mixer, automatic diverter, areator M24x1, lime resistant single-jet handshower, fixed bracket, 150 cm flexible shower hose.

Mitigeur bain extérieur, inverseur automatique, aérateur M24x1, douchette anticalcaire monojet, support fixe, flexible cm 150.

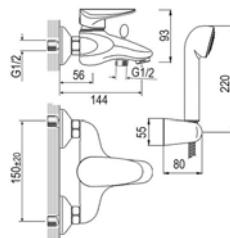
Wannen-Einhebelmischer Aufputz, automatischer Umsteller, Perlator M24x1, Anti-Kalk 1-Strahl Handbrause, fixer Brausehalter, Flexschlauch 150 cm.

Mezclador monomando exterior para baño/ducha, desviador automático, aireador M24x1, ducha anticalcárea monochorro, soporte fijo, flex. cm 150.

FAPD67600 05 147,00



FIRB02501



Miscelatore monocomando per vasca esterno, deviatore automatico, areatore M24x1, doccia anticalcare monogetto, supporto orientabile, flessibile 150 cm.

Single lever bath mixer, automatic diverter, areator M28x1, lime resistant single jet handshower, adjustable bracket, 150 cm flexible shower hose.

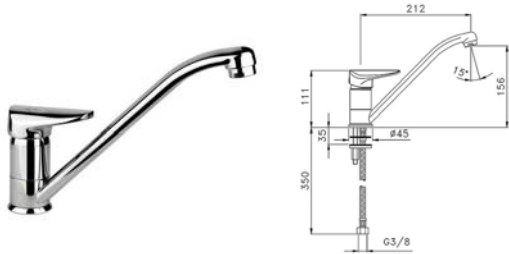

Mitigeur bain extérieur, inverseur automatique, aérateur M24x1, douchette anticalcaire monojet, support orientable, flexible cm 150.

Wannen-Einhebelmischer Aufputz, automatischer Umsteller, Perlator M24x1, Anti-Kalk 1-Strahl Handbrause, verstellbarer Brausehalter, Flexschlauch 150 cm.

Mezclador monomando exterior para baño/ducha, desviador automático, aireador M24x1, ducha anticalcárea monochorro, soporte orientable, flex. cm 150.

FAPD67630 05 154,00



FIRB02502 

Miscelatore monocomando per lavello, con bocca girevole, areatore M24x1, flex di alimentazione 3/8".

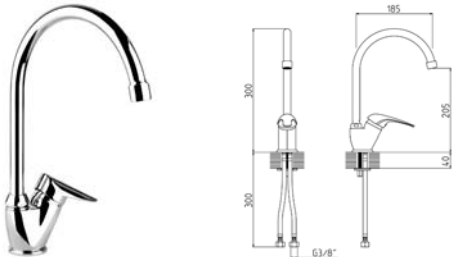

Single lever sink mixer, swivel spout, areator M24x1, connection flexible hose 3/8".

Mitigeur évier, bec mobile, aérateur M24x1, flex d'alimentation 3/8".

Spülen-Einhebelmischer, Schwenkauslauf, Perlator M24x1, flexibler Anschluss Schlauch 3/8".

Monomando para fregadero, cuerpo giratorio, aireador M24x1, conexiones de 3/8".

FGPD67900 05 92,00

 15 AFIRB02502 

Miscelatore monocomando per lavello, con bocca girevole, areatore M22x1, flex di alimentazione 3/8".

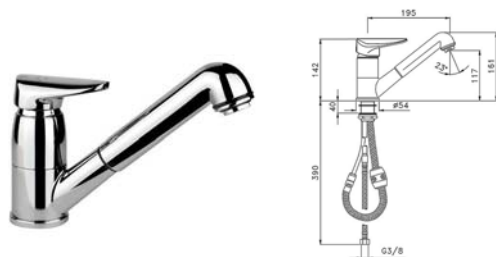

Single lever sink mixer, swivel spout, aerator M22x1, connection flexible hose 3/8".

Mitigeur évier, bec mobile, aérateur M22x1, flex d'alimentation 3/8".

Spülen-Einhebelmischer, Schwenkauslauf, Perlator M22x1, flexibler Anschluss Schlauch 3/8".

Monomando para fregadero, cuerpo giratorio, aireador M22x1, conexiones de 3/8".

FGPD67910 05 99,00

 15 AFIRB02502 

Miscelatore monocomando per lavello, con bocca girevole, doccia estraibile monogetto, flex di alimentazione 3/8".

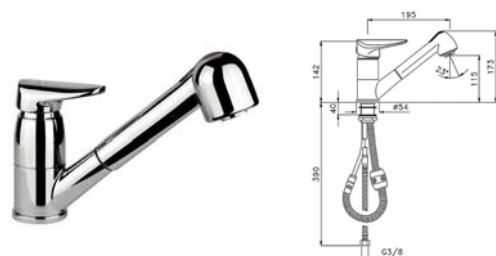

Single lever sink mixer, swivel spout, single-jet pull-out shower, connection flexible hose 3/8".

Mitigeur évier, bec mobile, douchette monojet extractible, flex d'alimentation 3/8".

Spülen-Einhebelmischer, Schwenkauslauf, herausziehbare 1-Strahl Brause, flexibler Anschluss Schlauch 3/8".

Monomando para fregadero, cuerpo giratorio, ducha extraíble monochorro, conexiones de 3/8".

FGPD67935 05 136,00

 15 AFIRB02502 

Miscelatore monocomando per lavello, con bocca girevole, doccia anticalcare 2 getti estraibile, flex di alimentazione 3/8".

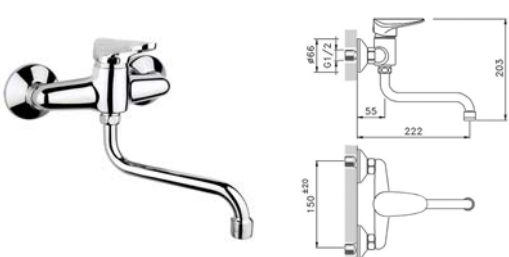

Single lever sink mixer, swivel spout, double-jets pull-out shower, connection flexible hose 3/8".

Mitigeur évier, bec mobile, douchette 2 jets extractible, flex d'alimentation 3/8".

Spülen-Einhebelmischer, Schwenkauslauf, herausziehbare 2-Strahl Brause, flexibler Anschluss Schlauch 3/8".

Monomando para fregadero, cuerpo giratorio, ducha extraíble 2 chorros, conexiones de 3/8".

FGPD67940 05 159,00

 15 AFIRB02502 

Miscelatore monocomando per lavello parete, con bocca girevole, areatore M22x1.

Single lever wall mounted sink mixer, swivel spout, areator M22x1.

Mitigeur évier mural, bec mobile, aérateur M22x1.

Spülen-Wand-Einhebelmischer, Schwenkauslauf, Perlator M22x1.

Monomando para fregadero a pared, cuerpo giratorio, aireador M22x1.

FEPP67700 05 111,00

 20 A