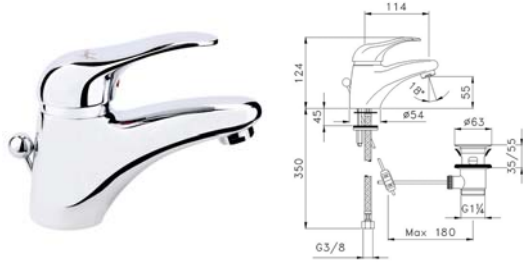


GUGLIELMI®



Tempo®



FIRB02503



Miscelatore monocomando per lavabo, areatore M24x1, comando scarico 1"¼, flex di alimentazione 3/8"

Single lever washbasin mixer, areator M24x1, 1"¼ pop-up waste, connection flexible hose 3/8".

Mitigeur lavabo, aérateur M24x1, vidage 1"¼, flex d'alimentation 3/8".

Waschtisch-Einhebelmischer, Perlator M24x1, Ablaufgarnitur 1"¼, flexibler Anschluss Schlauch 3/8".

Mezclador monomando para lavabo, aireador M24x1, desagüe 1"¼, flex. de alimentación 3/8".

FBTM11500 05 103,00

CLICK + 4,00 CLICK CLACK + 6,00



FIRB02503



Miscelatore monocomando per lavabo, areatore M24x1, senza scarico, flex di alimentazione 3/8".

Single lever washbasin mixer, areator M24x1, without waste, connection flexible hose 3/8".

Mitigeur lavabo, aérateur M24x1, sans vidage, flex d'alimentation 3/8".

Waschtisch-Einhebelmischer, Perlator M24x1, ohne Ablaufgarnitur, flexibler Anschluss Schlauch 3/8".

Mezclador monomando para lavabo, aireador M24x1, sin desagüe, flex. de alimentación 3/8".

FBTM11495 05 94,00



FIRB02503



Miscelatore monocomando per bidet, getto orientabile areatore M22x1, comando scarico 1"¼, flex di alimentazione 3/8".

Single lever bidet mixer, adjustable jet, areator M22x1, 1"¼ pop-up waste, connection flexible hose 3/8".

Mitigeur bidet, jet orientable, aérateur M22x1, vidage 1"¼, flex d'alimentation 3/8".

Bidet-Einhebelmischer, verstellbarer Strahl, Perlator M22x1, Ablaufgarnitur 1"¼, flexibler Anschluss Schlauch 3/8".

Mezclador monomando para bidé, flujo orientable, aireador M22x1, desagüe 1"¼, flex. de alimentación 3/8".

FCTM11550 05 103,00



FIRB02503



Miscelatore monocomando per doccia esterno, attacco doccia ½".

Single lever wall mounted shower mixer, ½" shower outlet.

Mitigeur douche extérieur, raccord douche ½".

Brausen-Einhebelmischer Aufputz, Schlauchanschluss ½".

Mezclador monomando exterior para ducha, racor ½".

FFTM11800 05 107,00



FIRB02503



Miscelatore monocomando per doccia esterno, doccia anticalcare monogetto, supporto orientabile, flessibile 150 cm.

Single lever wall mounted shower mixer, lime resistant single-jet handshower, adjustable bracket, 150 cm flexible shower hose.

Mitigeur douche extérieur, douchette anti-calcaire monojet, support orientable, flexible cm 150.

Brausen-Einhebelmischer Aufputz, Anti-Kalk 1-Strahl Handbrause, verstellbarer Brausehalter, Flexschlauch 150 cm.

Mezclador monomando exterior para ducha, ducha anticalcárea monochorro, soporte orientable, flex. cm 150.

FFTM11830 05 144,00





FIRB02503



Miscelatore monocomando per doccia esterno, saliscendi regolabile completo di doccia anticalcare monogetto, supporto orientabile, flessibile 150 cm.

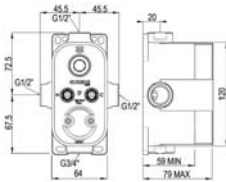
Single lever wall mounted shower mixer, sliding rail, lime resistant single-jet handshower, adjustable bracket, 150 cm flexible shower hose.

Mitigeur douche extérieur, douchette anti-calcaire monojets, support orientable, flexible 150 cm.

Brausen-Einhebelmischer Aufputz, verstellbare Brausestange komplett mit Anti-Kalk 1-Strahl Handbrause, verstellbarer Brausehalter, Flexschlauch 150 cm.

Mezclador monomando exterior para ducha, barra de ducha regulable con ducha anticalcárea monochorro, soporte orientable, flex. cm 150.

FFTM11834 05 235,00



JOLLY BOX, corpo incasso universale miscelatore per vasca doccia, monocomando o termostatico, con antirumore e antiumidità, chiusura acqua calda e fredda in entrata con filtri ispezionabili, attacco 1/2"x3/4".

JOLLY BOX, universal concealed part for bath shower mixer, single lever or thermostatic, antinoise and antihumidity, double stop cock with inspectable filter for hot and cold water, 1/2"x3/4" connection.

JOLLY BOX, corps à encastrer universel pour mitigeur bain/douche, monocommande ou thermostatique, antibruit et antihumidité, fermeture eau chaude et froide en entrée avec filtres, raccord 1/2"x3/4".

JOLLY BOX, Universalkörper Unterputz für Wanne/Brause, Einhebel- oder Thermostatmischer, Anti-Lärm und Anti-Feuchtigkeit, Absperrventil mit inspizierbaren Filter für Kalt- und Warmwasser, Anschluss 1/2"x3/4".

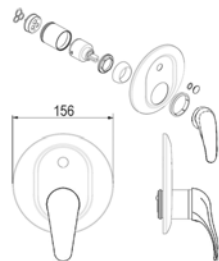
JOLLY BOX, cuerpo empotrado universal para mezclador para baño/ducha, monomando o termostático, antiruido y antihumedad, cierre agua caliente y fría en entrada con filtros, racor 1/2"x3/4".

12 B

FIIN00667 93,00



FIRB02581



Parte esterna per monocomando da incasso per doccia, completa di miscelatore, da abbinare solo con JOLLY BOX.

External part for single lever shower mixer, complete with mixer, to be used with JOLLY BOX only.

Partie extérieure pour mitigeur douche à encastrer, complète avec mitigeur, compatible seulement avec JOLLY BOX.

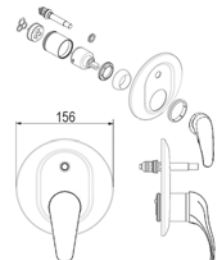
Fertigset für Brausen-Einhebelmischer Unterputz, komplett mit Mischer, in Kombination nur mit JOLLY BOX.

Parte exterior para monomando empotrado para ducha, completa de mezclador, para combinar sólo con JOLLY BOX.

FIIN00760 05 92,00



FIRB02581



Parte esterna per monocomando da incasso per vasca doccia, completa di miscelatore e deviatore automatico, da abbinare solo con JOLLY BOX.

External part for single lever bath shower mixer, complete with mixer and automatic diverter, to be used with JOLLY BOX only.

Partie extérieure pour mitigeur bain/douche à encastrer, complète avec mitigeur et inverseur automatique, compatible seulement avec JOLLY BOX.

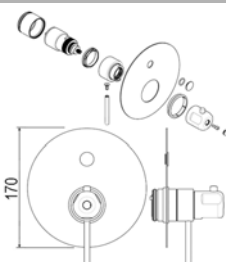
Fertigset für Wannen/Brausen-Einhebelmischer Unterputz, komplett mit Mischer und automatischem Umsteller, in Kombination nur mit JOLLY BOX.

Parte exterior para monomando empotrado para baño/ducha, completa de mezclador y desviador automático, para combinar sólo con JOLLY BOX.

FIIN00759 05 123,00



FIRB02579



Parte esterna per termostatico da incasso per doccia, completa di miscelatore, da abbinare solo con JOLLY BOX.

External part for thermostatic shower mixer, complete of mixer, to be used with JOLLY BOX only.

Partie extérieure pour mitigeur douche thermostatique à encastrer, avec mitigeur, compatible seulement avec JOLLY BOX.

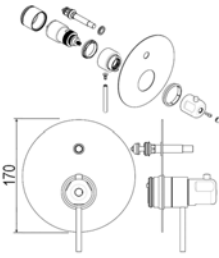
Fertigset für Brausen-Thermostatmischer Unterputz, komplett mit Mischer, in Kombination nur mit JOLLY BOX.

Parte exterior para termostático empotrado para ducha, completa de mezclador, para combinar sólo con JOLLY BOX.

FIIN00689 05 181,00



FIRB02579



Parte esterna per termostatico da incasso per vasca doccia, completa di miscelatore e deviatore automatico, da abbinare solo con JOLLY BOX.

External part for thermostatic bath shower mixer, complete of mixer and automatic diverter, to be used with JOLLY BOX only.

Partie extérieure pour mitigeur bain/douche thermostatique à encastrer, avec mitigeur et inverseur automatique, compatible seulement avec JOLLY BOX.

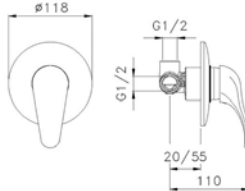
Fertigset für Wannen/Brausen-Thermostatmischer Unterputz, komplett mit Mischer und automatischem Umsteller, in Kombination nur mit JOLLY BOX.

Parte exterior para mezclador termostático empotrado para baño/ducha, completa de mezclador y desviador automático, para combinar sólo con JOLLY BOX.

FIIN00688 05 213,00



FIRB02503



Miscelatore monocomando per doccia incasso, attacco 1/2", completo di parte incasso.

Single lever built-in shower mixer, 1/2" connection, complete of concealed part.

Mitigeur douche à encastrer, raccord 1/2", complet de partie encastrée.

Brausen-Einhebelmischer Unterputz, Anschluss 1/2", komplett mit Grundkörper.

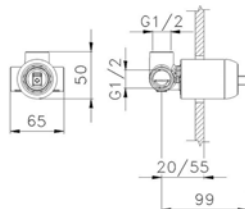
Mezclador monomando empotrado para ducha, racor 1/2", completo de parte empotrada.

FDTM11950 05 70,00

20 C



FIRB02503



Corpo incasso miscelatore monocomando per doccia ad una uscita, attacco 1/2".

Concealed part for single lever built-in shower mixer 1-way, 1/2" connection.

Corps à encastrer pour mitigeur douche, une sortie, raccord 1/2".

Grundkörper für Brausen-Einhebelmischer Unterputz 1-Weg, Anschluss 1/2".

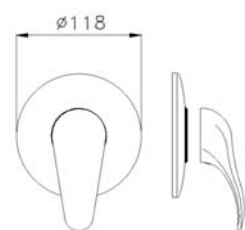
Cuerpo empotrado para mezclador monomando para ducha, una salida, racor 1/2".

FIIN00416 05 56,00

20 N



FIRB02503



Parte esterna per miscelatore monocomando da incasso per doccia.

External part for single lever shower mixer.

Partie extérieure pour mitigeur douche à encastrer.

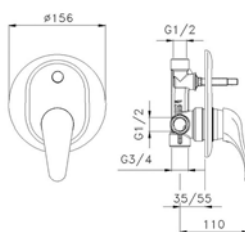
Fertigset für Brausen-Einhebelmischer Unterputz.

Parte exterior para mezclador monomando a empotrar para ducha.

FIIN01010 05 14,00



FIRB02503



Miscelatore monocomando per vasca doccia incasso, deviatore automatico, completo di parte incasso.

Single lever built-in bath shower mixer, automatic diverter, complete of concealed part.

Mitigeur bain/douche à encastrer, inverseur automatique, complet de partie encastrée.

Wannen/Brausen-Einhebelmischer Unterputz, automatischer Umsteller, komplett mit Grundkörper.

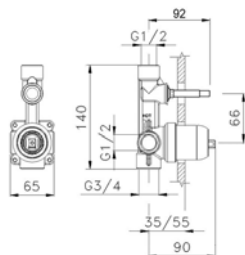
Mezclador monomando empotrado para baño/ducha, desviador automático, completo de parte empotrada.

FDTM11970 05 131,00

12 C



FIRB02503



Corpo incasso miscelatore monocomando per vasca/doccia, attacco 1/2"x3/4", con deviatore automatico.

Concealed part for single lever built-in bath shower mixer, 1/2"x3/4" connection, automatic diverter.

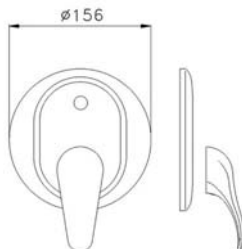
Corps à encastrer pour mitigeur bain/douche, raccord 1/2"x3/4", inverseur automatique.

Grundkörper für Wannen/Brausen-Einhebelmischer Unterputz, Anschluss 1/2"x3/4", automatischer Umsteller.

Cuerpo empotrado para mezclador monomando para baño/ducha, racor 1/2"x3/4", desviador automático.

FIIN00417 05 99,00

12 C



Parte esterna per miscelatore monocomando da incasso per vasca doccia.

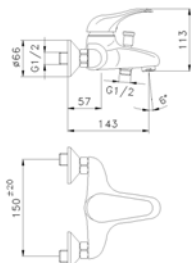
External part for single lever bath shower mixer.

Partie extérieure pour mitigeur bain/douche à encastrer.

Fertigset für Wannen/Brausen-Einhebelmischer Unterputz.

Parte exterior para mezclador monomando a empotrar para baño/ducha.

FIIN01011 05 32,00




Miscelatore monocomando per vasca esterno, deviatore automatico, areatore M28x1, attacco doccia 1/2".

Single lever bath mixer, automatic diverter, areator M28x1, 1/2" shower outlet.

Mitigeur bain extérieur, inverseur automatique, aérateur M28x1, raccord douche 1/2".

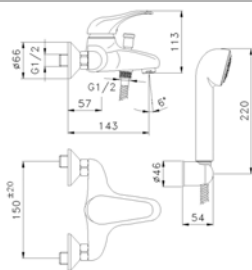
Wannen-Einhebelmischer Aufputz, automatischer Umsteller, Perlator M28x1, Schlauchanschluss 1/2".

Mezclador monomando exterior para baño/ducha, desviador automático, aireador M28x1, racor 1/2".

FIRB02503 

FATM11599 05 132,00

 10 A




Miscelatore monocomando per vasca esterno, deviatore automatico, areatore M28x1, doccia anticalcare monogetto, supporto fisso, flessibile 150 cm.

Single lever bath mixer, automatic diverter, areator M28x1, lime resistant single jet handshower, fixed bracket, 150 cm flexible shower hose.

Mitigeur douche, inverseur automatique, aérateur M28x1, douchette anti-calcaire monojet, support fixe, flexible cm 150.

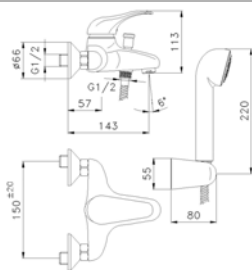
Wannen-Einhebelmischer Aufputz, automatischer Umsteller, Perlator M28x1, Anti-Kalk 1-Strahl Handbrause, fixer Brausehalter, Flexschlauch 150 cm.

Mezclador monomando exterior para baño/ducha, desviador automático, aireador M28x1, ducha anticalcárea monochorro, soporte fijo, flex. cm 150.

FIRB02503 

FATM11600 05 166,00

 10 A




Miscelatore monocomando per vasca esterno, deviatore automatico, areatore M28x1, doccia anticalcare monogetto, supporto orientabile, flessibile 150 cm.

Single lever bath mixer, automatic diverter, areator M28x1, lime resistant single jet handshower, adjustable bracket, 150 cm flexible shower hose.

Mitigeur bain extérieur, inverseur automatique, aérateur M28x1, douchette anti-calcaire monojet, support orientable, flexible cm 150.

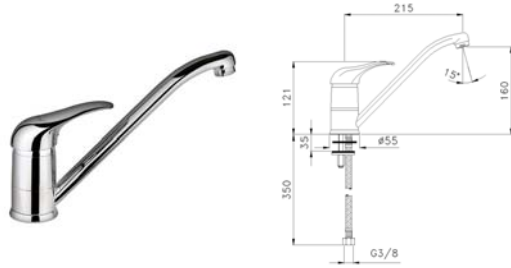
Wannen-Einhebelmischer Aufputz, automatischer Umsteller, Perlator M28x1, Anti-Kalk 1-Strahl Handbrause, verstellbarer Brausehalter, Flexschlauch 150 cm.

Mezclador monomando exterior para baño/ducha, desviador automático, aireador M28x1, ducha anticalcárea monochorro, soporte orientable, flex. cm 150.

FIRB02503 

FATM11630 05 171,00

 10 A



FIRB02504



Miscelatore monocomando per lavello, con bocca girevole, areatore M24x1, flex di alimentazione 3/8".

Single lever sink mixer, swivel spout, areator M24x1, connection flexible hose 3/8".

Mitigeur évier, bec mobile, aérateur M24x1, flex d'alimentation 3/8".

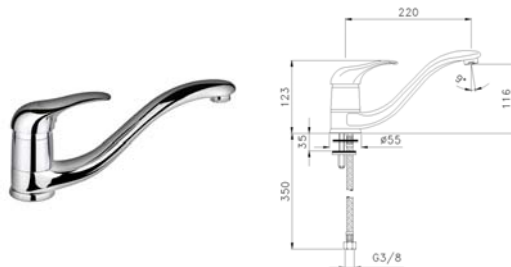
Spülen-Einhebelmischer, Schwenkauslauf, Perlator M24x1, flexibler Anschluss Schlauch 3/8".

Monomando para fregadero, cuerpo giratorio, aireador M24x1, conexiones de 3/8".

FGTM11905	05	103,00
FGTM11905	1605	113,00
FGTM11905	SF	118,00
FGTM11905	GR	124,00
FGTM11905	TR	139,00



15 A



FIRB02504



Miscelatore monocomando per lavello, con bocca fusa girevole, areatore M24x1, flex di alimentazione 3/8".

Single lever sink mixer, casted swivel spout, areator M24x1, connection flexible hose 3/8".

Mitigeur évier, bec fondu mobile, aérateur M24x1, flex d'alimentation 3/8".

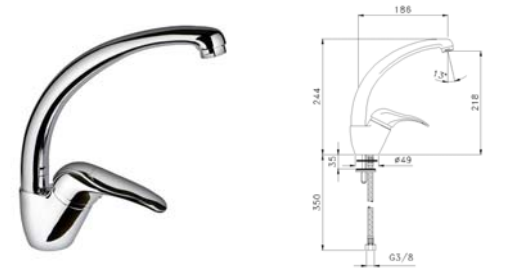
Spülen-Einhebelmischer, schwenkbarer Gussauslauf, Perlator M24x1, flexibler Anschluss Schlauch 3/8".

Monomando para fregadero, cuerpo fundido giratorio, aireador M24x1, conexiones de 3/8".

FGTM11908	05	126,00
FGTM11908	1605	139,00
FGTM11908	SF	145,00
FGTM11908	GR	152,00
FGTM11908	TR	170,00



15 A



FIRB02503



Miscelatore monocomando per lavello, con bocca girevole, areatore M24x1, flex di alimentazione 3/8".

Single lever sink mixer, swivel spout, areator M24x1, connection flexible hose 3/8".

Mitigeur évier, bec mobile, aérateur M24x1, flex d'alimentation 3/8".

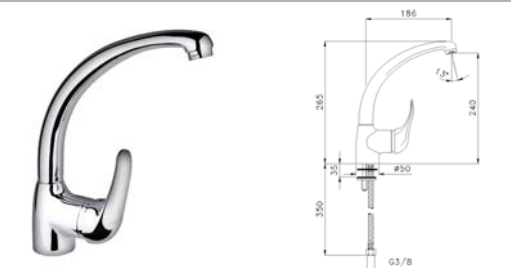
Spülen-Einhebelmischer, Schwenkauslauf, Perlator M24x1, flexibler Anschluss Schlauch 3/8".

Monomando para fregadero, cuerpo giratorio, aireador M24x1, conexiones de 3/8".

FGTM11910	05	111,00
FGTM11910	1605	123,00
FGTM11910	SF	129,00
FGTM11910	GR	134,00
FGTM11910	TR	151,00



15 A



FIRB02504



Miscelatore monocomando per lavello, con bocca girevole, areatore M24x1, flex di alimentazione 3/8".

Single lever sink mixer, swivel spout, areator M24x1, connection flexible hose 3/8".

Mitigeur évier, bec mobile, aérateur M24x1, flex d'alimentation 3/8".

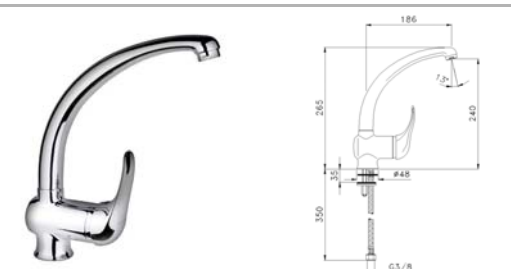
Spülen-Einhebelmischer, Schwenkauslauf, Perlator M24x1, flexibler Anschluss Schlauch 3/8".

Monomando para fregadero, cuerpo giratorio, aireador M24x1, conexiones de 3/8".

FGTM11912	05	123,00
FGTM11912	1605	135,00
FGTM11912	SF	141,00
FGTM11912	GR	147,00
FGTM11912	TR	166,00



15 A



FIRB02504



Miscelatore monocomando per lavello, con bocca girevole, areatore M24x1, flex di alimentazione 3/8".

Single lever sink mixer, swivel spout, areator M24x1, connection flexible hose 3/8".

Mitigeur évier, bec mobile, aérateur M24x1, flex d'alimentation 3/8".

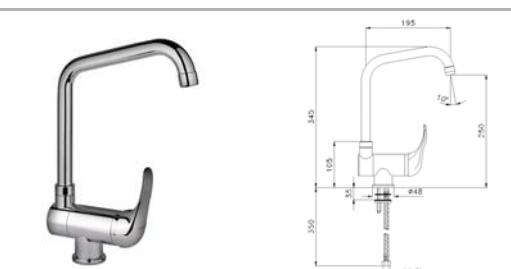
Spülen-Einhebelmischer, Schwenkauslauf, Perlator M24x1, flexibler Anschluss Schlauch 3/8".

Monomando para fregadero, cuerpo giratorio, aireador M24x1, conexiones de 3/8".

FGTM11915	05	121,00
FGTM11915	1605	133,00
FGTM11915	SF	139,00
FGTM11915	GR	145,00
FGTM11915	TR	163,00



15 A



FIRB02504



Miscelatore monocomando per lavello sottofinestra, con bocca girevole, areatore M22x1, flex di alimentazione da 3/8".

Single lever sink mixer, under window installation, swivel spout, areator M22x1, connection flexible hose 3/8".

Mitigeur évier pour sous-fenêtre, bec mobile, aérateur M22x1, flex d'alimentation 3/8".

Spülen-Einhebelmischer für Unterfenster-Montage, Schwenkauslauf, Perlator M22x1, flexibler Anschluss Schlauch 3/8".

Monomando para fregadero bajo ventana, cuerpo giratorio, aireador M22x1, conexiones de 3/8".

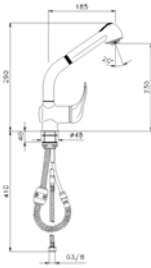
FGTM11110	05	150,00
FGTM11110	1605	165,00
FGTM11110	SF	172,00
FGTM11110	GR	180,00
FGTM11110	TR	202,00



20 A



FIRB02504



Miscelatore monocomando per lavello, con bocca alta girevole, doccia 2 getti estraibile, areatore M24x1, flex di alimentazione 3/8".

Single lever sink mixer, tall swivel spout, double-jets pull-out shower, connection flexible hose 3/8".

Mitigeur évier, bec haut mobile, douchette 2 jets extractible, flex d'alimentation 3/8".

Spülen-Einhebelmischer, hoher Schwenkauslauf, herausziehbare 2-Strahl Brause, flexibler Anschluss Schlauch 3/8".

Monomando para fregadero, cuerpo alto giratorio, ducha extraible 2 chorros, conexiones de 3/8".

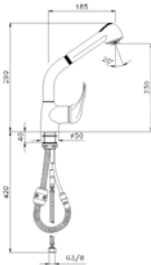
FGTM11920	05	194,00
FGTM11920	1605	214,00
FGTM11920	SF	224,00
FGTM11920	GR	233,00
FGTM11920	TR	262,00



15 A



FIRB02504



Miscelatore monocomando per lavello, con bocca alta girevole, doccia 2 getti estraibile, areatore M24x1, flex di alimentazione 3/8".

Single lever sink mixer, tall swivel spout, double-jets pull-out shower, connection flexible hose 3/8".

Mitigeur évier, bec haut mobile, douchette extractible 2 jets, flex d'alimentation 3/8".

Spülen-Einhebelmischer, hoher Schwenkauslauf, herausziehbare 2-Strahl Brause, flexibler Anschluss Schlauch 3/8".

Monomando para fregadero, cuerpo alto giratorio, ducha extraible 2 chorros, aireador M24x1, conexiones de 3/8".

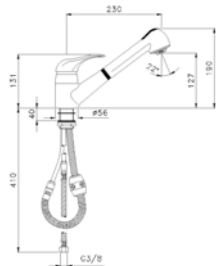
FGTM11930	05	192,00
FGTM11930	1605	212,00
FGTM11930	SF	221,00
FGTM11930	GR	230,00
FGTM11930	TR	259,00



15 A



FIRB02504



Miscelatore monocomando per lavello, con bocca girevole, doccia 2 getti estraibile, areatore M24x1, flex di alimentazione 3/8".

Single lever sink mixer, swivel spout, double-jets pull-out shower, connection flexible hose 3/8".

Mitigeur évier, bec mobile, douchette 2 jets extractible, flex d'alimentation 3/8".

Spülen-Einhebelmischer, Schwenkauslauf, herausziehbare 2-Strahl Brause, flexibler Anschluss Schlauch 3/8".

Monomando para fregadero, cuerpo giratorio, ducha extraible 2 chorros, aireador M24x1, conexiones de 3/8".

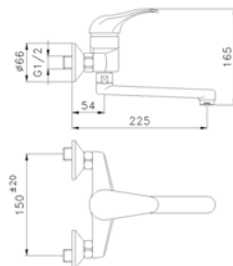
FGTM11940	05	186,00
FGTM11940	1605	204,00
FGTM11940	SF	214,00
FGTM11940	GR	223,00
FGTM11940	TR	251,00



15 A



FIRB02503



Miscelatore monocomando per lavello a parete, con bocca girevole, areatore M24x1.

Single lever wall mounted sink mixer, swivel spout, areator M24x1.

Mitigeur évier mural, bec mobile, aérateur M24x1.

Spülen-Wand-Einhebelmischer, Schwenkauslauf, Perlator M24x1.

Monomando para fregadero a pared, cuerpo giratorio, aireador M24x1.

FETM11700	05	126,00
-----------	----	--------



20 A